

D15CC55UVPWA24-C

1500mA Programmable LED Driver

- Universal (120-277V) Input Voltage
- Class 2, 55W Constant Current Output with 0-10V dimming
- Full featured programmability with 24Vdc 50mA auxiliary output

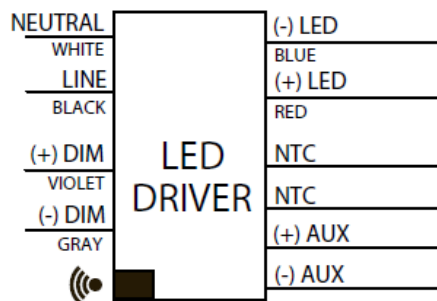


Performance

Input Voltage	120 ~ 277 Vac
Input Current Max	0.56 / 120V 0.24 / 277V
Input Power Max	65W
Input Frequency	50 - 60 (Hz)
Power Factor*	> 0.95
THD max*	< 20 %
Output Voltage	15V to 37V @ 1.50 Amps (Refer to Power Curve Chart) 15V to 56V @ 0.98 Amps
Max. Output Current	1500mA
Min. Dimming Current	15mA
Output Power	55W
Standby Power	< 2.8W @ 120Vac < 3.5W @ 277Vac
Line Regulation	±3 %
Load Regulation	±5 %
Output Current Ripple	<10% (Pk-Pk/avg)
Inrush Current	120V: 10.3A / 250uS
Peak / >50% Duration	277V: 17.5A / 250uS

- * Refer to charts for additional information
- Harmonic Emissions comply with ANSI C82.77
 - Inrush current complies with NEMA 410

Wiring Diagram:



Auxiliary Output

Output Voltage	24Vdc
Output Current	50 mA

Physical

Length	14.25 in (362 mm)
Width	1.18 in (30 mm)
Height	1.00 in (25.4 mm)
Mounting Length	13.75 in (349.3 mm)
Weight (lbs)	1.0
Wire Trap / Plug-in Connectors for 16-24 AWG Solid Wire	

Environmental

EMI and RFI	Meets FCC part 15 (Class A) Non-Consumer Limits
Min. Operating Temperature	-40°C (-40°F)
Storage Temperature	-40°C to 85°C (-40°F to 185°F)
tc	85°C (185°F) max
Protection Rating	UL Dry & Damp
Transient Protection	IEEE C62.41 2.5kV

Protection
Over Voltage, Under Voltage, Short Circuit, Over Temp
Safety:
UL 8750 & CSA 250.13
UL Class P



Ordering Information

Order Number	Description	Qty/Carton
D15CC55UVPWA24-C010C	Standard Product	10

EVERLINE

Application and operation performance specification information subject to change without notification.



D15CC55UVPWA24-C

Programmable Features

Output Current

Minimum Dimming Level

Dim-to-Off

Dimming Curve

(Linear, Linear Soft Start, Logarithmic)

*Refer to application note EVD10 at www.unvlt.com for additional information on programmable features.

Programming System

Software

EVERset Programming Software

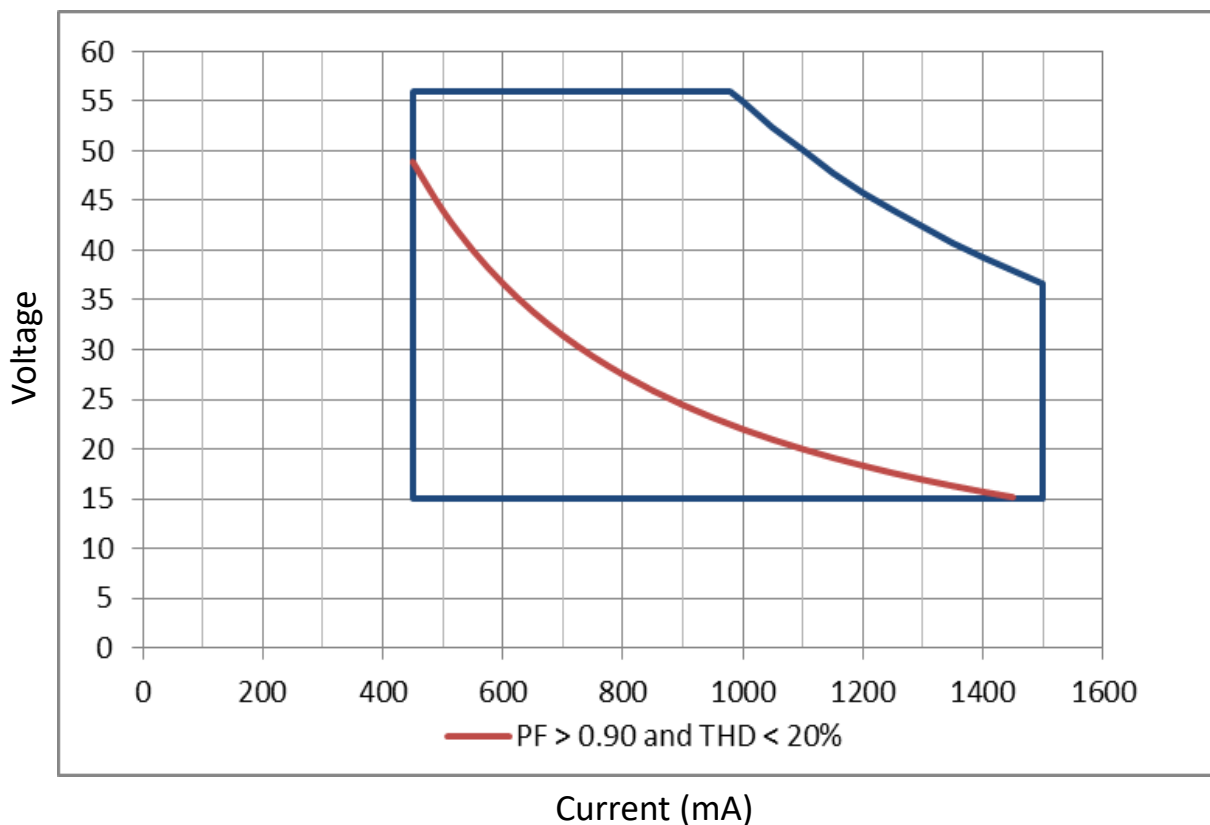
Hardware

LDPC000A Configuration Tool

Driver Interfaces

Wired via 0-10V leads
Wireless via RFID

Driver Operating Range:

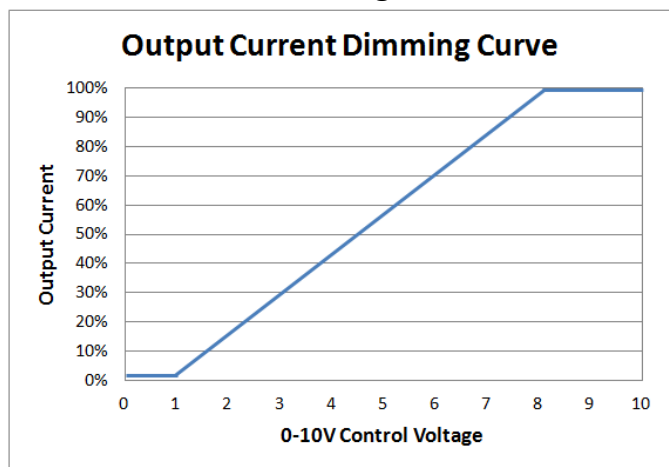


Application and operation performance specification information subject to change without notification.

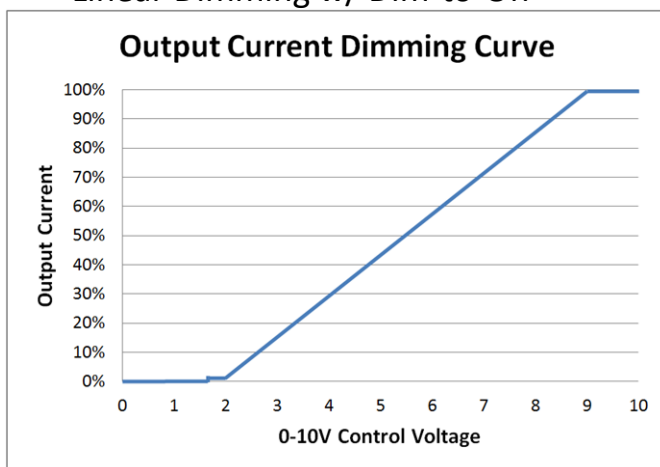


0-10V Dimming

Linear Dimming to 1%



Linear Dimming w/ Dim-to-Off*



* Driver ships with Dim-to-Off disabled. Dim-to-Off must be enabled through the EVERset programming software.

0-10V Analog Dimming Interface

- Analog 0 to 10 vDC Voltage Control
- Use Violet (+) & Gray (-) for connection to 0-10vDC.
- 10v = maximum output, 0v = minimum output
- Wiring Violet & Gray together provides min. light output.
- Capping Violet & Gray separately provides 100% light output.
- 0-10V interface can be wired as Class 1 or Class 2 Circuit.
- Driver will source a maximum of 200uA for control needs.
- Controller must sink current from the 0-10V control leads.

Programmable Dimming Features

Feature	Range	Factory Default
Maximum Output Current	450 - 1500mA	default = 1500mA
Minimum Dimming Level	15 - 375mA	default = 15mA
Dimming Curve	(Linear, Linear Soft Start, Logarithmic w/ factor 1 to 7)	default = Linear
Dimming Control Voltage Range		
Max Bright Control Voltage	7 - 9Vdc	default = 8Vdc
Min Dim Level Control Voltage	1 - 3Vdc	default = 1Vdc
Dim-to-Off	0.1 - 1.7Vdc	default = 0Vdc (disabled)

* Refer to application note EVD10 at www.unvlt.com for additional information on programmable dimming features.

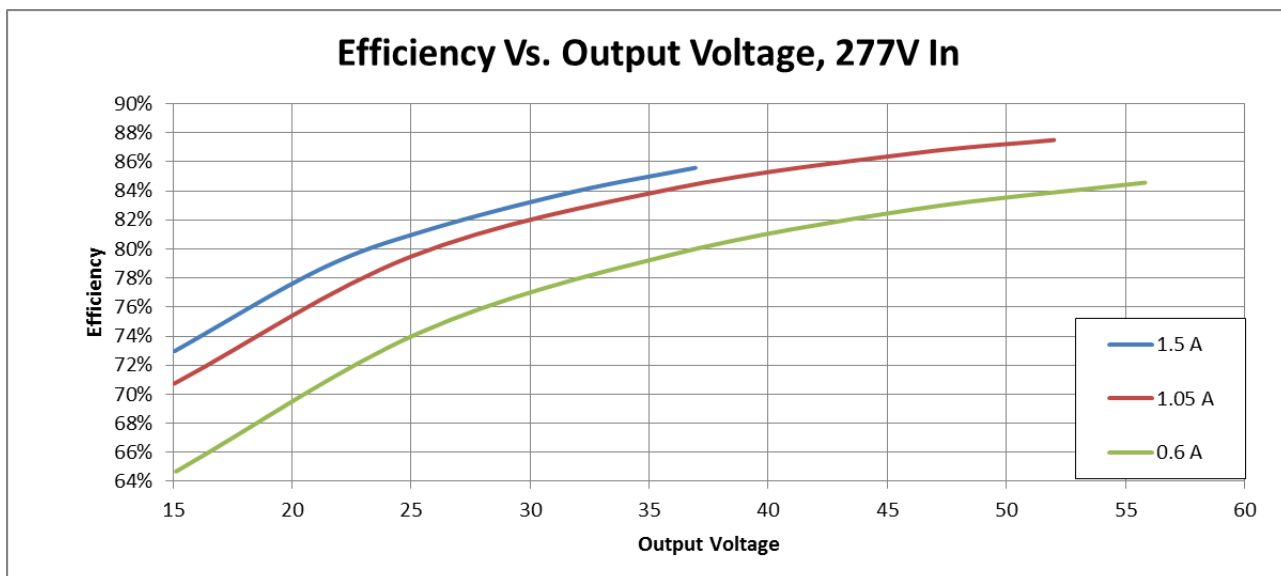
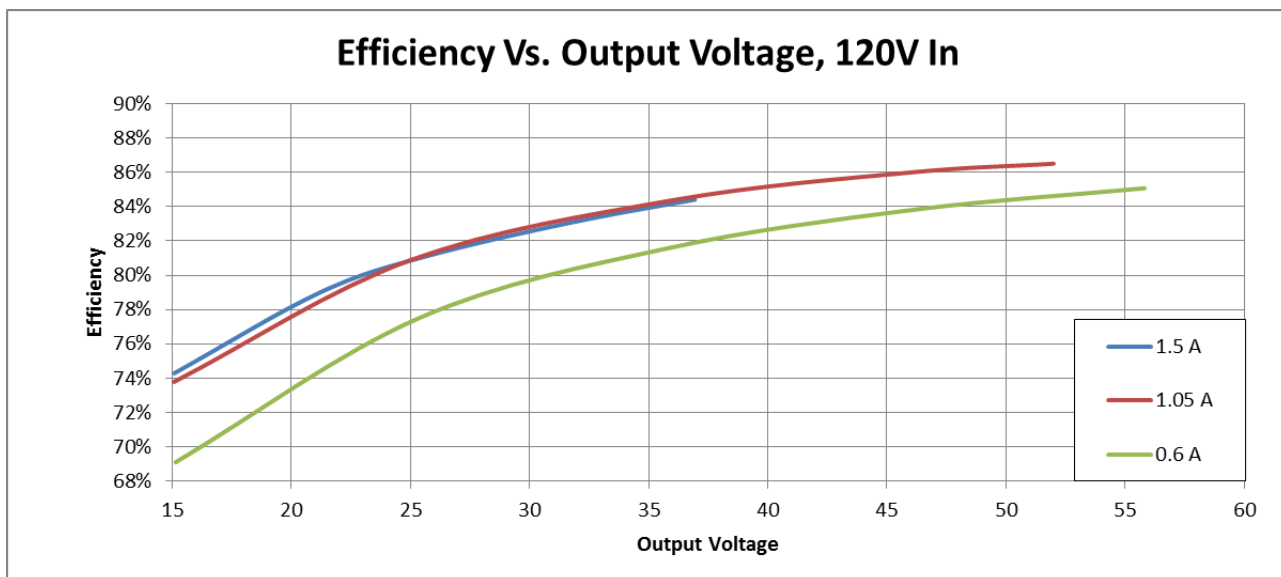


Application and operation performance specification information subject to change without notification.



Performance: Efficiency

Typical performance measurements are shown. The charts are to be used as a guideline and not for specification use.

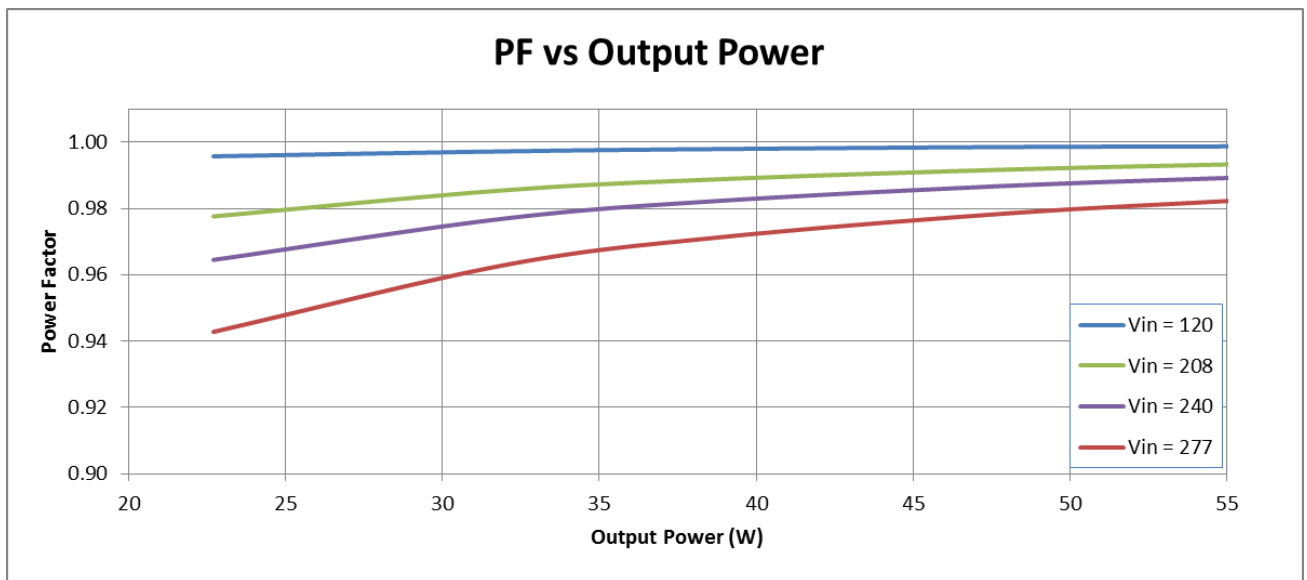
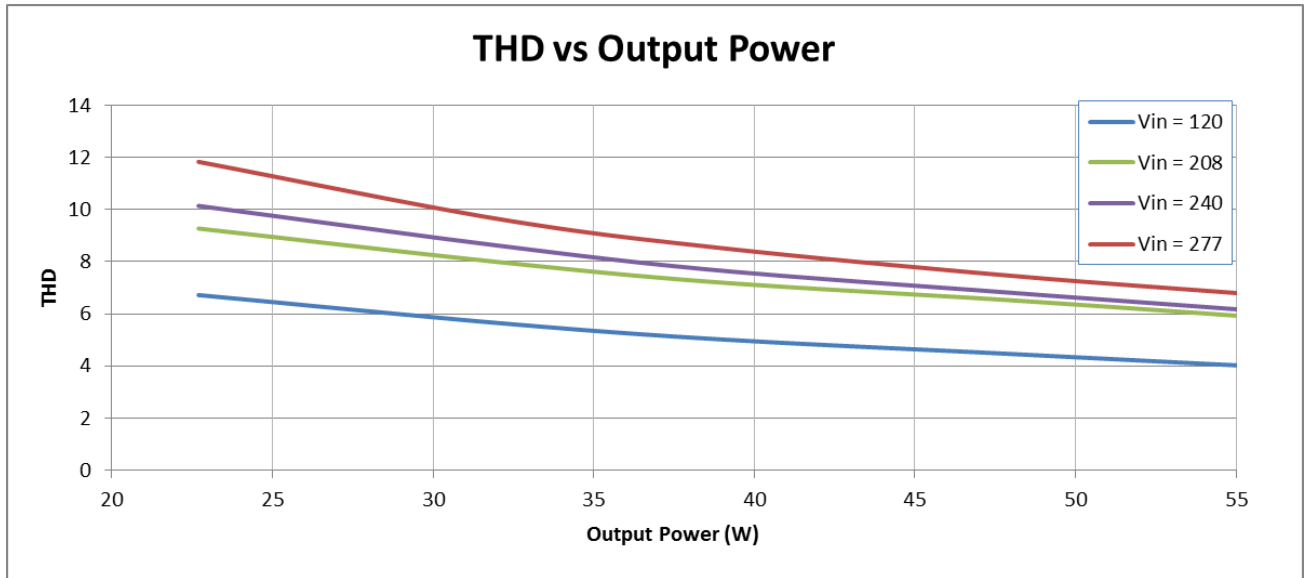


Application and operation performance specification information subject to change without notification.



Performance: Total Harmonic Distortion, & Power Factor

Typical performance measurements are shown. The charts are to be used as a guideline and not for specification use.



Output power based on maximum rated output current and varying load voltages.



Application and operation performance specification information subject to change without notification.

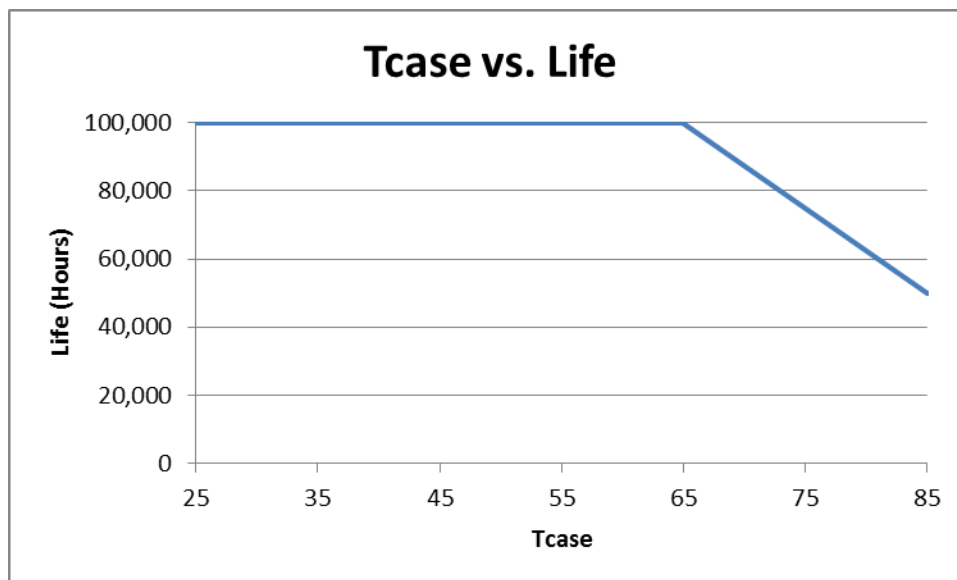


Transient Protection		
Transient	Differential Mode (L-N)	Common Mode (L-G, N-G, L&N-G)
IEEE C62.41 100kHz Ring Wave (200A maximum)	> 2.5kV	> 2.5kV

Isolation						
Isolation	Input	Output	0-10V	Auxiliary	NTC	Enclosure
Input	-	2xU + 1kV	2xU + 1kV	2xU + 1kV	2xU + 1kV	2xU + 1kV
Output	2xU + 1kV	-	2xU + 1kV	Non-isolated	Non-isolated	700V
0-10V	2xU + 1kV	2xU + 1kV	-	2xU + 1kV	2xU + 1kV	2xU + 1kV
Auxiliary	2xU + 1kV	Non-isolated	2xU + 1kV	-	Non-isolated	700V
NTC	2xU + 1kV	Non-isolated	2xU + 1kV	Non-isolated	-	2xU + 1kV
Enclosure	2xU + 1kV	700V	2xU + 1kV	700V	2xU + 1kV	-

U = Max Input Voltage

Driver Lifetime vs. Driver Case Temperature



The Data curve provided predicts the LED Driver life based on the case temperature measured at the Tc location identified on the label or specification sheet. The Telecordia SR-332 standard is used to generate the prediction curves.




Application and operation performance specification information subject to change without notification.

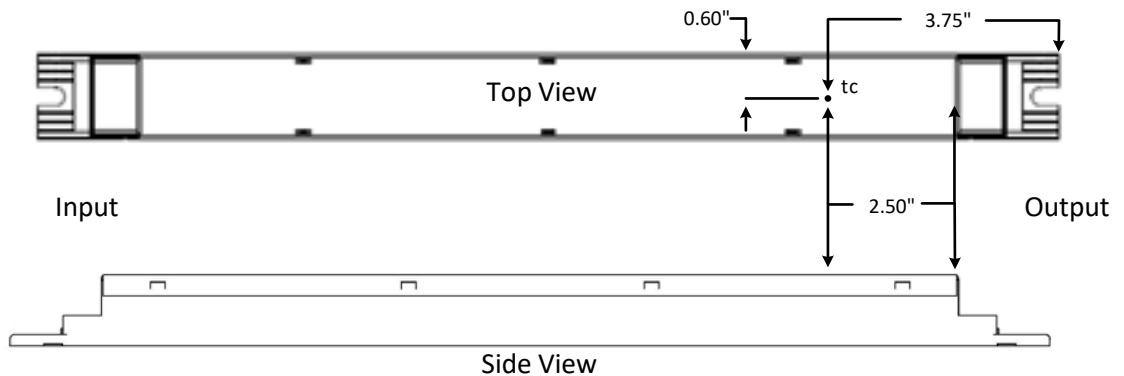


D15CC55UVPWA24-C

Dimensional Diagram:



Tc Location:



FCC Statement: This device complies with part 15 of the FCC Rules. Operation is subject to the following two conditions: (1) This device may not cause harmful interference, and (2) this device must accept any interference received, including interference that may cause undesired operation.

Warranty:

Universal Lighting Technologies warrants to the purchaser that each power supply will be free from defects in material or workmanship for a period of 5 years from the date of manufacture when properly installed per instructions and under normal operating conditions of use. Call 1-800-225-5278 for technical assistance.



Application and operation performance specification information subject to change without notification.