

Galaxy Ultra Slim Series

High Efficiency Dimmable LED Fixtures

Project Name: _____

Catalog No.: _____

Date: _____

Features

- Swivel lamp 50° from center to left or right
- Fully dimmable from 0 - 100% via triac dimmer
- Link-able for continuous lighting (450 W max.)
- High lumen output
- Energy efficient (455 lm/ft @ 5 watts)
- 50,000 hrs maintenance free
- Low profile 7/8" W x 1 5/8" H
- Seven standard lengths from 9 1/8" - 45"
- Easy installation (plug and play)

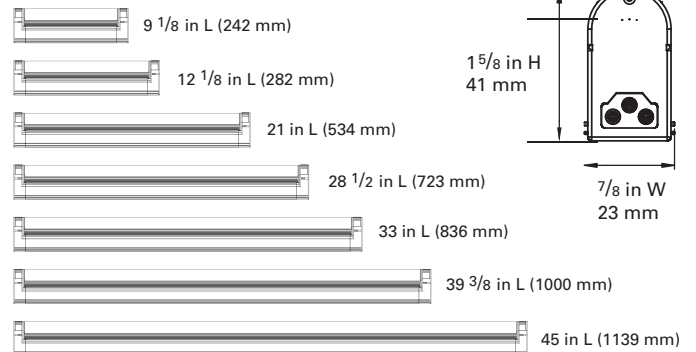


Product Specifications

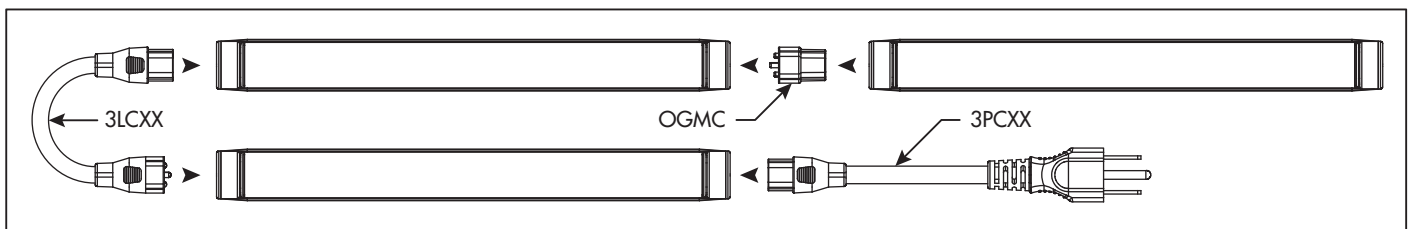
Power Requirement	120VAC @ 50/60hz 240V & 277V Optional
THD	< 10% @ 120V/ 15% @ 277V
Power Factor	0.99
Driver type	Isolated
Operating Temperature	-22°F - 113°F/ -30°C - 45°C
Color temperature	3000K, 4000K, 5000K/ ±200K
Color Rendering Index	≥ 80 (CRI)
Environment Rating	Dry, Damp location
Connections	3-prong grounded wire system
Housing	Extruded aluminum housing
Lens cover	Polycarbonate (PC) frosted optical type
UL Certification	UL1598 Luminaire/ UL153 Under Cabinet

Applications

- Display Cases & Cabinets
- Retail Environments
- Cove & Soffit Lighting
- Shelf Lighting
- Trade Show Exhibits
- Lightboxes
- Signs
- Edge Lighting
- Residential Closets, Kitchens, Baths



Installation Diagram



Galaxy Ultra Slim Series

High Efficiency Dimmable LED Fixtures

Project Name: _____

Catalog No.: _____

Date: _____

Ordering Information

Part Number	CCT	System Lumens (lm)	Input Power (W)	Input Current (A)	Input Voltage (V)	Power Factor (PFC)	THD (%)	Length	Width	Height
GLX109E826	2600K	285	4	0.03	120V @ 50/60Hz	≥0.99	<10%	9 1/8" 242mm	7/8" 23mm	1 5/8" 41mm
GLX109E830	3000K	300								
GLX109E840	4000K	320								
GLX109E850	5000K	330								
GLX112E826	2600K	380	5	0.04						
GLX112E830	3000K	400								
GLX112E840	4000K	425								
GLX112E850	5000K	455								
GLX121E826	2600K	715	9	0.7						
GLX121E830	3000K	750								
GLX121E840	4000K	810								
GLX121E850	5000K	825								
GLX129E826	2600K	980	12	0.09						
GLX129E830	3000K	1030								
GLX129E840	4000K	1110								
GLX129E850	5000K	1135								
GLX133E826	2600K	1140	13	0.11						
GLX133E830	3000K	1200								
GLX133E840	4000K	1260								
GLX133E850	5000K	1360								
GLX139E826	2600K	1375	16	0.13						
GLX139E830	3000K	1445								
GLX139E840	4000K	1565								
GLX139E850	5000K	1600								
GLX145E826	2600K	1570	18	0.15						
GLX145E830	3000K	1650								
GLX145E840	4000K	1760								
GLX145E850	5000K	1815								

Galaxy Ultra Slim Series

High Efficiency Dimmable LED Fixtures

Project Name: _____

Catalog No.: _____

Date: _____

Ordering Information (Accessories)

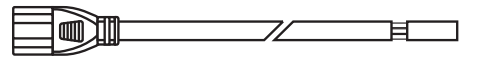
Link Cords

3LC02	2" Inch Link Cord White
3LC06	6" Inch Link Cord White
3LC12	12" Inch Link Cord White
3LC24	24" Inch Link Cord White
3LC36	36" Inch Link Cord White
3LC72	72" Inch Link Cord White
3LC02BLK	2" Inch Link Cord Black
3LC06BLK	6" Inch Link Cord Black
3LC12BLK	12" Inch Link Cord Black
3LC24BLK	24" Inch Link Cord Black
3LC36BLK	36" Inch Link Cord Black
3LC72BLK	72" Inch Link Cord Black
3LC06R	6" Inch Link Cord Right Angle White
3LC12R	12" Inch Link Cord Right Angle White
3LC24R	24" Inch Link Cord Right Angle White
3LC36R	36" Inch Link Cord Right Angle White
3LC72R	72" Inch Link Cord Right Angle White



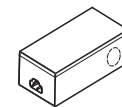
Power Cords

3PC3	3' Foot Power Cord White
3PC6	6' Foot Power Cord White
3PC12	12' Foot Power Cord White
3PC6R	6' Foot Power Cord White Right Angle
3PC12R	12' Foot Power Cord White Right Angle
3PC6SW	6' Foot Power Cord w/ Switch White
3PC12SW	12' Foot Power Cord w/ Switch White
3PT18	18" Inch Hard-wire Pigtail White
3PT36	36" Inch Hard-wire Pigtail White
3PC3BLK	3' Foot Power Cord Black
3PC6BLK	6' Foot Power Cord Black
3PC12BLK	12' Foot Power Cord Black
3PC6SWBLK	6' Foot Power Cord w/ Switch Black



Miscellaneous

JBC1 / JBC1S	Metal Junction Box (4"L x 2"W x 1.5"H)
GLXMBSVH	2 Vertical/Horizontal Mounting Brackets w/ Screws
OGMC	Modular Connector (included with fixture)
OGSW1	Modular On/Off Rocker Switch



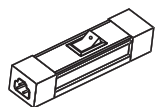
JBC1/JBC1S



GLXMBSVH
Included
w/Fixture



OGMC
Included
w/Fixture



OGSW1