

PRODUCT FEATURES

- Seamless Illumination
- UltraSlim Profile with High Output
- Even Illumination of Surface
- Spot Free Lens Options
- Multiple Lengths for Easy Configuration
- End to End Connection
- Bracket or Magnetic Mounting
- Dimmable with Accessories

PRODUCT SPECIFICATIONS

- Voltage: 24VDC Constant Voltage Feelux or Approved Driver
- Operating Temperature: 32-113 °F (0-45 °C)
- Lamp Life: 40,000 hrs / 70%
- Available Color: 2700K, 3000K, 3500K, 4000K, 6000K
- Color Rendering: Ra > 80
- Efficiency: 75 lm/W - 6.3W/Ft - 472 lm/Ft
- IP20 Damp Location/Closet Approved
- Beam Angle: 120° / Round Lens - 220°
- Finish: Natural Aluminum (Standard)
- Warranty: 5 year Warranty
- Certifications



SPECIFICATION DIAGRAM

Driver Options
Option 1:
Cord & Plug // Feelux Drivers



FLC (15, 30 or 75) 24VDC / XL

Option 2:
Hardwire // Feelux Driver



XLD75-124V-FCF

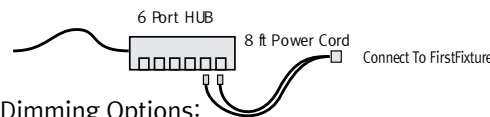
NOTE: Options 2 & 3 require low voltage wire to be provided by EC.

Option 3:
3rd Party Drivers
3rd party drivers are available to 600W. Please consult factory.

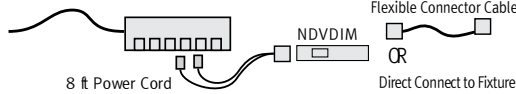


Controls Options

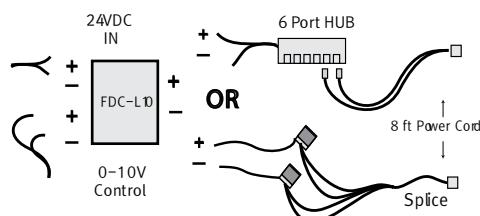
Non-Dimming Options:



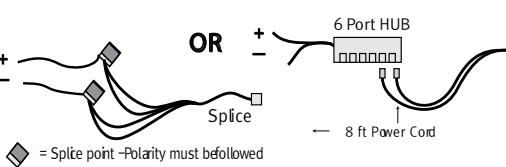
Dimming Options:
Inline Dimmer



Dimming Interface 0-10V
Feelux Drivers require Dimming Interface FDC-LD

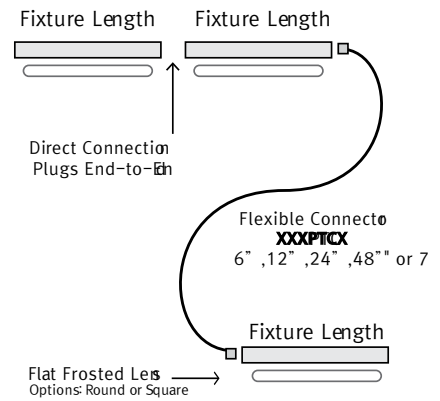


Forward Phase Dimming



◆ = Splice point -Polarity must be followed

Fixture Options



HDVPC Can power 75W MAX Fixture Load

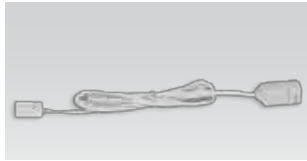
Continuous Line of Lights requires Side Feed Unit Every 12'(75W)

TOTAL CONNECTED LOAD SHOULD NOT EXCEED DRIVER WATTS!


SPECIFICATION GUIDE ALL PARTS NEEDED FOR INSTALLATION WILL BE INCLUDED, FOR ADDITIONAL COMPONENTS ORDER SEPARATELY ON PAGE 2

MODEL	COLOR	LENS	MOUNTING	CONFIGURATION	RUN LENGTH	DRIVER	CONTROLS	VOLTAGE
HDV					ft.			
HDV	27K -2700 K 30K -3000 K 35K -3500 K 40K -4000 K 60K -6000 K	ST -Flat Frosted RM -Round Milky SM -Square Milky	STD - Flat Brackets Magnets Included BK2 - 15° / 40° Brackets	S -Straight V -Varies*	RUN LENGTH IN FEET Fill out for every run section	CP - Cable/Plug HW - Hard Wire TD - 3rd Party Drivers Consult Factory	NDM Non-Dim IDM Inline Dim FDC 0-10V Interface FPH Forward Phase	100V 120V 230V 277V
*DRAWINGS & RUN LENGTH REQUIRED								

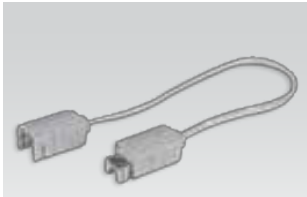
COMPONENTS For additional components enter quantity below




Power Cable (8')
 _____ HDVPC



Side Feed Fixture
 _____ HDV3- _____ K24V-
 [Color]



Connecting Cable
 _____ HDVPTC (6")
 _____ HDVPTC1 (1')
 _____ HDVPTC2 (2')
 _____ HDVPTC4 (4')
 _____ HDVPTC6 (6')



Flexible Connector (1W)
 _____ HDV3- _____ K-24V-FLEX
 [Color]



In-Line Dimmer
 _____ HDVDIM



Dimming Interface
 100W 0/1-10V Signal
 _____ FDC-L10

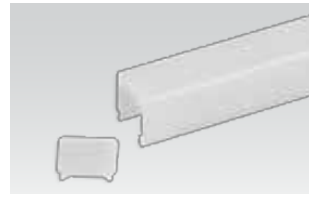


6 Port Hub
 _____ D6P-HJB
 Included with Cord & Plug drivers
 Order seperatly for HardWire or 3rd P Drivers

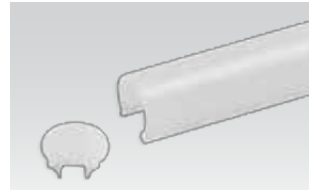
CORD & PUG DRIVERS (100V to 230V)
 _____ FLC15-24V/XL _____ FLC30-24V/XL _____ FLC75-24V/XL



Consult Factory for 3rd Party Drivers




Square Diffuser
 _____ HDV-3WSM (5.5")
 _____ HDV-4WSM (1')
 _____ HDV-7WSM (2')
 _____ HDV-11WSM (3')
 _____ HDV-15WSM (4')



Round Diffuser
 _____ HDV-3W-RM (5.5")
 _____ HDV-4W-RM (1')
 _____ HDV-7W-RM (2')
 _____ HDV-11W-RM (3')
 _____ HDV-15W-RM (4')




End Cap
 _____ HDV-CAP
 Included with fixture



Metal Mounting Brackets
 _____ HDV-BRACKET1
 Included with fixture



Metal Mounting Brackets
 Angled -15°/40° (BK2)
 _____ HDV-BRACKET2
 NOT ncluded with fixture



Connecting Brackets
 Fixture to Fixture
 _____ HDV-BRACKET3
 Included with fixture



Connecting Brackets
 Power Feed to Fixture
 _____ HDV-BRACKET4
 Included with NDVPC & all NDVPTC

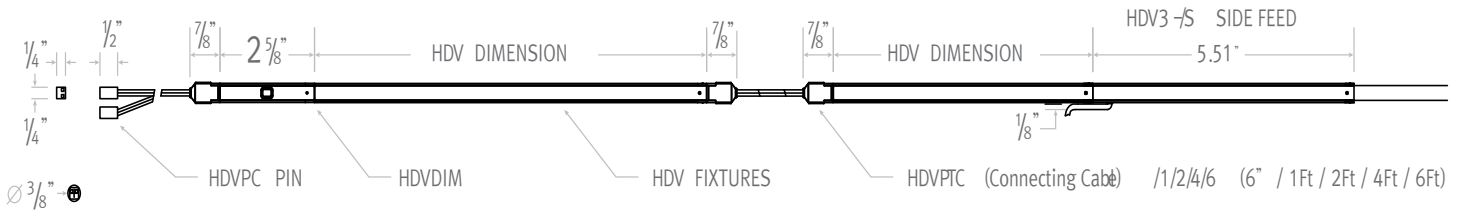
HARDWIREDRIVER (90V to 300V)
 _____ XLD75-124V-FC



(HDV)

HDV DIMENSIONS	HDV24	HDV18	HDV12	HDV6	HDV3
	44"	33 1/16"	22 1/16"	11"	5.51"

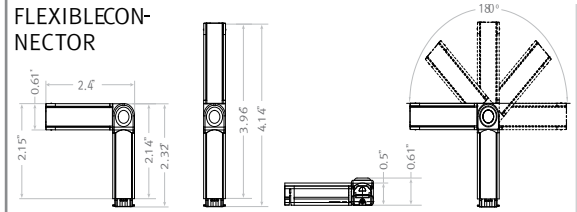
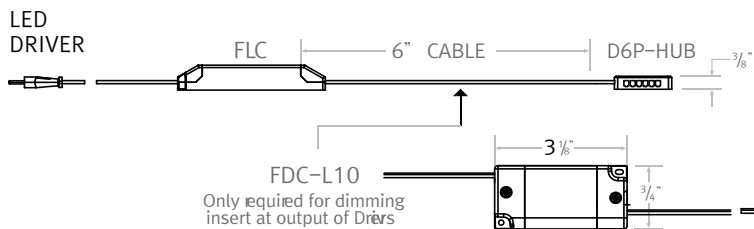
INSTALLATION DIAGRAM SHOWN HERE FOR DIMENSION PURPOSES ONLY. REFER TO PAGE 1 FOR SPECIFICATION GUIDE



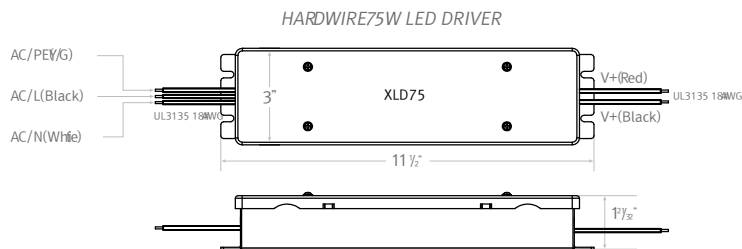
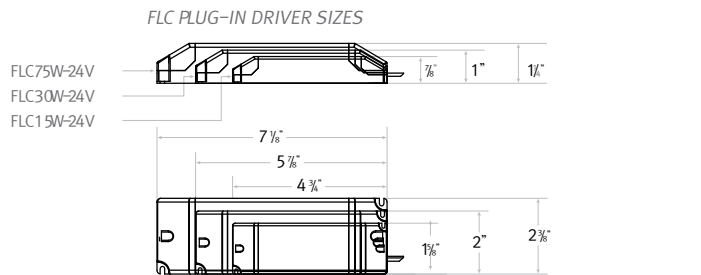
FIXTURE AND ACCESSORY DIMENSIONS



DIMMING OPTIONS



DRIVER OPTIONS



SECTION DIMENSIONS	HDV PROFILE DIMENSIONS +		
	HDV-B&T1	HDV-B&T2 40 Degree	HDV-B&T2 15 Degree
SECTION DIMENSIONS	0.52" 0.59"	0.63" 0.58"	0.75" 0.69"
ROUND DIFFUSER	0.83" 0.59"	0.63" 0.89"	0.92" 0.90"
SQUARE DIFFUSER	0.83" 0.59"	0.63" 0.87"	1.01" 1.01"